

16 ELITE

24 ELITE

28 ELITE

## TRIPLE-R ELITE



AVAILABLE UP TO 52" IN LENGTH, THE TRIPLE-R ELITE RANGE ALSO REPRESENTS THE ULTIMATE IN OFF-ROAD LIGHTING, WITH PRODUCTS THAT SHARE DNA WITH LIGHTING SOLUTIONS USED AT THE VERY HIGHEST LEVELS OF PROFESSIONAL MOTORSPORT.

Upgraded in 2020/21 to Elite-level performance at no extra cost, the Triple-R range of 'off -road' light bars deliver outstanding levels of illumination in a spot beam pattern but with a 30 degree left/right spread of light that leaves very little to the imagination. The upgraded CAD-optimised lamp housing has also been specially designed to reduce wind noise for roof-mounted solutions.

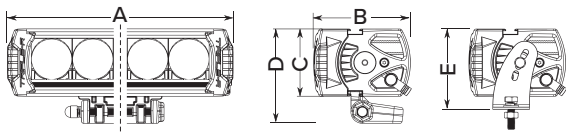
### FEATURES

- Combination of highly efficient LED technologies
- Superior range with left/right spread
- 5-Year warranty
- Low wind noise
- Electronic thermal management
- 'Unbreakable' polycarbonate lens

### TECHNICAL SPECS

|                          | 16 ELITE   | 24 ELITE | 28 ELITE |
|--------------------------|------------|----------|----------|
| Part Number              | T310019743 | TBA      | TBA      |
| e-Mark Reference         | N/A        | N/A      | N/A      |
| Voltage Range            | 10-32 V    | 10-32 V  | 10-32 V  |
| Raw Lumens               | 18 040     | 27 060   | 28 560   |
| Beam Pattern             | Drive      | Drive    | Drive    |
| Beam Distance (0.25 Lux) | 1 920 m    | 2 352 m  | 2 506 m  |
| No. High-Power LEDs      | 16         | 24       | 28       |
| Power Consumption        | 208 w      | 312 w    | 326 w    |
| Current Draw @ 14.4 V    | 14.4 A     | 21.7 A   | 22.6 A   |
| LED Life (Hours)         | 50 000*    | 50 000*  | 50 000*  |
| Weight                   | 2 840 g    | 4 140 g  | 4 780 g  |

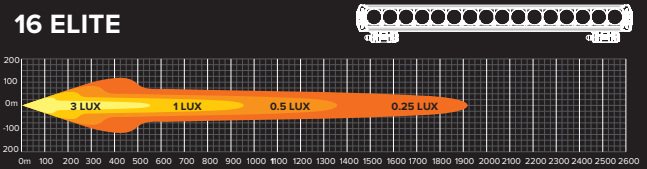
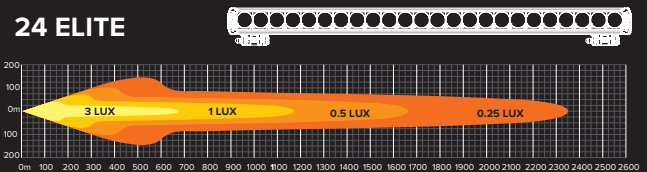
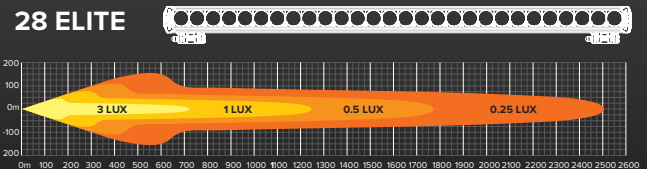
\*LED manufacturer's specifications



| DIMENSIONS        | A (mm) | B (mm) | C (mm) | D (mm) | E (mm) |
|-------------------|--------|--------|--------|--------|--------|
| TRIPLE-R 16 ELITE | 765    | 105    | 73     | 103    | 73-103 |
| TRIPLE-R 24 ELITE | 1125   | 105    | 73     | 103    | 73-103 |
| TRIPLE-R 28 ELITE | 1305   | 105    | 73     | 103    | 73-103 |




### TRIPLE-R ELITE ISOLUX PERFORMANCE



Data generated from BSI lamp photometric test data: On-Road measurement data

### EXAMPLE OF BEAM PATTERN (Triple-R 24)





# VEHICLE INTEGRATION KITS

DEVELOPED TO ACCENTUATE THE HIGH-END STYLING OF MODERN 4X4S, PICK-UPS TRUCKS, AND LIGHT COMMERCIAL VEHICLES, THE QUALITY OF OUR VEHICLE INTEGRATION KITS ARE REPRESENTATIVE OF THE LAZER BRAND AND HAVE A TRUE OE-QUALITY LOOK AND FINISH.

Principally developed for our Triple-R 750 high-performance lights, the benefits of our grille integration kits go beyond just high-end styling. Lighting performance is such that it makes everyday driving in low light or night conditions a far safer, more relaxing experience. From a fitting perspective, the grille integration kit allows lights to be mounted to the vehicle in as little as twenty minutes, providing even more time to stand back and admire the end result.

With the design, engineering, and production all done in-house, we have simplified and streamlined the process of product development and production to help ensure availability of kits for the very latest vehicles as they come onto the market.

**Isuzu -**  
T310019744  
**Toyota Land Cruiser 70 -**  
T310019743  
**Toyota Hilux 2017 -**  
T310019740



## LAZER ACCESSORIES

FROM BESPOKE MOUNTING SOLUTIONS TO WIRING KITS, AND IMPACT COVERS TO CLIP-ON ACRYLIC LENSES, THE RANGE OF LAZER ACCESSORIES IS DESIGNED TO FULLY COMPLEMENT AND ENHANCE YOUR LIGHT INSTALLATION. THE PRODUCT RANGE INCLUDES:

- 12 V wiring harness kits (various setups)
- CanBus interface solutions
- Lamp mounting brackets
- Quick fit & release rally mounting pods
- Anti-theft kits
- Amber and diffuser lenses
- Neoprene impact covers
- Stay bar kit



These may not be stock items. Please speak to our sales representative about lead times. Lead times, price, and availability can only be determined on receipt of an official quote from our supplier. This can sometimes take up to 3 days.

**Gauteng - Jet Park (HQ):**  
T: +27 (0)11 823 5650

**Free State - Bloemfontein:**  
T: +27 (0)63 257 0505

**Eastern Cape - Port Elizabeth:**  
T: +27 (0)82 450 6596

**KwaZulu Natal - Pinetown:**  
T: +27 (0)31 303 4129

**Mpumalanga - Middelburg:**  
T: +27 (0)13 692 8132

**Northern Cape - Kathu:**  
T: +27 (0)53 723 3415

**Northern Cape - Springbok:**  
T: +27 (0)60 570 8092

**North West - Rustenburg:**  
T: +27 (0)14 596 5257

**Western Cape - Cape Town:**  
T: +27 (0)21 945 1453

**Botswana, Gaborone:**  
T: +267 399 4150

**Botswana, Jwaneng:**  
T: +267 72 779 538

**Botswana, Letlhakane:**  
T: +267 297 8568

**Mozambique, Tete:**  
T: +258 252 20666

**Zambia, Kitwe:**  
T: +26 (0)21 222 5338

Follow us...



trading@trysome.co.za • www.trysome.co.za • PO Box 13677, Witfield 1467

Call us today!  
**TRYSOME**  
AUTO-ELECTRICAL ENGINEERING  
Delivering Optimal **Uptime!**