

750 ELITE

850 ELITE

1 000 ELITE

## TRIPLE-R ELITE



FOR THE ULTIMATE IN ON-ROAD LIGHTING SOLUTIONS, THE TRIPLE-R ELITE RANGE, UPGRADED FOR 2020/1, UTILISES A COMBINATION OF HIGHER INTENSITY LEDs TO DELIVER EXCEPTIONAL DISTANCE ILLUMINATION BUT WITH SUPERIOR AMOUNTS OF LIGHT AT THE SIDES OF THE ROAD.

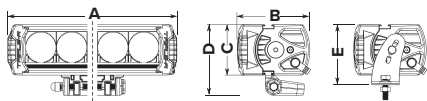
Like all Lazer High-Performance LED Spotlights, the Triple-R Elite range is designed and built in the UK, with an uncompromising commitment to achieving the best possible performance and build quality. Utilising Lazer's patent-pending E-Boost dual-output functionality, the Triple-R Elite range delivers staggering levels of light for both on and off-road use.

### FEATURES

- Class-leading performance
- 5-Year warranty
- High-intensity 11 w LEDs for distance
- Additional 3.5 w LEDs for outstanding mid-range spread
- Unique design
- Fully ECE approved for road use
- IP67 waterproof

TECHNICAL SPECS	750 ELITE	850 ELITE	1000 ELITE
Part Number	T310019748	TBA	TBA
e-Mark Reference	12.5 <sup>+</sup>	17.5 <sup>+</sup>	25.0 <sup>+</sup>
Voltage Range	10-32 V	10-32 V	10-32 V
Raw Lumens	5 068/1 267	8 068/2 017	10 136/2 534
Beam Pattern	Drive	Drive	Drive
Beam Distance (0.25 Lux)	1 033/462 m	1 162/520 m	1 358/607 m
No. High-Power LEDs	4	6	8
Power Consumption	46/11.5 w	73/18.25 w	104/23 w
Current Draw @ 14.4 V	3.2/0.8 A	5.1/1.3 A	7.2/1.6 A
LED Life (Hours)	50 000*	50 000*	50 000*
Weight	1 000 g	1 340 g	1 700 g

\*e-Mark compliant mode only \*LED manufacturer's specification

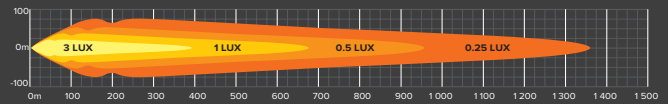


DIMENSIONS	A (mm)	B (mm)	C (mm)	D (mm)	E (mm)
TRIPLE-R 750 ELITE	230	105	73	103	73-103
TRIPLE-R 850 ELITE	322	105	73	103	73-103
TRIPLE-R 1000 ELITE	400	105	73	103	73-103

### TRIPLE-R ELITE ISOLUX PERFORMANCE

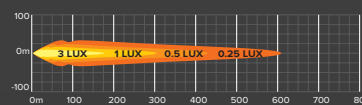
#### 1000 ELITE

BOOST FUNCTION ENGAGED\*



\*Boost function is engaged when the supplied boost cap is fitted to the lamp, when the vehicle is off-road

#### E-MARK COMPLIANT MODE



#### 850 ELITE

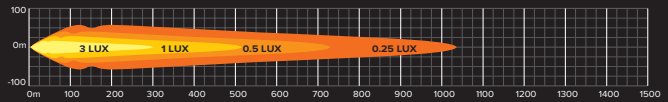
BOOST FUNCTION ENGAGED\*



\*Boost function is engaged when the supplied boost cap is fitted to the lamp, when the vehicle is off-road

#### 750 ELITE


BOOST FUNCTION ENGAGED\*



\*Boost function is engaged when the supplied boost cap is fitted to the lamp, when the vehicle is off-road

Data generated from BSI lamp photometric test data: On-Road measurement data

### EXAMPLE OF BEAM PATTERN (LINEAR-12)



# VEHICLE INTEGRATION KITS

DEVELOPED TO ACCENTUATE THE HIGH-END STYLING OF MODERN 4X4S, PICK-UPS TRUCKS, AND LIGHT COMMERCIAL VEHICLES, THE QUALITY OF OUR VEHICLE INTEGRATION KITS ARE REPRESENTATIVE OF THE LAZER BRAND AND HAVE A TRUE OE-QUALITY LOOK AND FINISH.

Principally developed for our Triple-R 750 high-performance lights, the benefits of our grille integration kits go beyond just high-end styling. Lighting performance is such that it makes everyday driving in low light or night conditions a far safer, more relaxing experience. From a fitting perspective, the grille integration kit allows lights to be mounted to the vehicle in as little as twenty minutes, providing even more time to stand back and admire the end result.

With the design, engineering, and production all done in-house, we have simplified and streamlined the process of product development and production to help ensure availability of kits for the very latest vehicles as they come onto the market.

**Isuzu -**  
T310019744  
**Toyota Land Cruiser 70 -**  
T310019743  
**Toyota Hilux 2017 -**  
T310019740



# LAZER ACCESSORIES

FROM BESPOKE MOUNTING SOLUTIONS TO WIRING KITS, AND IMPACT COVERS TO CLIP-ON ACRYLIC LENSES, THE RANGE OF LAZER ACCESSORIES IS DESIGNED TO FULLY COMPLEMENT AND ENHANCE YOUR LIGHT INSTALLATION. THE PRODUCT RANGE INCLUDES:

- 12 V wiring harness kits (various setups)
- CanBus interface solutions
- Lamp mounting brackets
- Quick fit & release rally mounting pods
- Anti-theft kits
- Amber and diffuser lenses
- Neoprene impact covers
- Stay bar kit



These may not be stock items. Please speak to our sales representative about lead times. Lead times, price, and availability can only be determined on receipt of an official quote from our supplier. This can sometimes take up to 3 days.

**Gauteng - Jet Park (HQ):**  
T: +27 (0)11 823 5650

**Free State - Bloemfontein:**  
T: +27 (0)63 257 0505

**Eastern Cape - Port Elizabeth:**  
T: +27 (0)82 450 6596

**KwaZulu Natal - Pinetown:**  
T: +27 (0)31 303 4129

**Mpumalanga - Middelburg:**  
T: +27 (0)13 692 8132

**Northern Cape - Kathu:**  
T: +27 (0)53 723 3415

**Northern Cape - Springbok:**  
T: +27 (0)60 570 8092

**North West - Rustenburg:**  
T: +27 (0)14 596 5257

**Western Cape - Cape Town:**  
T: +27 (0)21 945 1453

**Botswana, Gaborone:**  
T: +267 399 4150

**Botswana, Jwaneng:**  
T: +267 72 779 538

**Botswana, Letlhakane:**  
T: +267 297 8568

**Mozambique, Tete:**  
T: +258 252 20666

**Zambia, Kitwe:**  
T: +26 (0)21 222 5338

Follow us...



trading@trysome.co.za - www.trysome.co.za - PO Box 13677, Witfield 1467

Call us today!  
**TRYSOME**  
AUTO-ELECTRICAL ENGINEERING

Delivering Optimal **Uptime!**